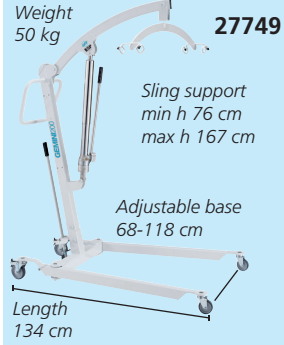
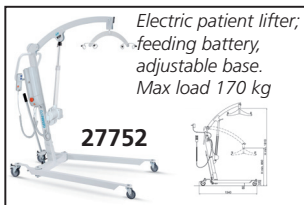


HYDRAULIC AND ELECTRICAL LIFTERS



• **27749 HYDRAULIC LIFTER - max load 200 kg**
Lifting movement through a hydraulic pump operated by adjustable side control lever. Descent movement by independent exhaust-valve. Adjustable base 68 to 118 cm controlled by a manual device for an easy access to narrow places. Painted steel frame. Anti trauma push-handle. 2 rear castors Ø 100 mm, and 2 front castors Ø 70 mm.

with independent brake and 2 front castors Ø 70 mm. Equipped with sling with head support (27754). Made in Italy.
 • **27752 ELECTRICAL LIFTER 170 - max load 170 kg**
 • **27753 ELECTRICAL LIFTER 200 - max load 200 kg**
 Same as code 27749 but with electrical controls. Up and down movements through an electric motor 24V D.C. and push button. Battery fed with current transformer with an emergency push-button for the immediate stop of the movement and free up/down piston-stroke. Supplied with universal sling (27752) or sling with head support (27753).
 • **27757 UNIVERSAL SLING - spare - load 170 kg**
 • **27754 SLING with head support - spare - load 250 kg**
 Mesh fabric sling.



LIFTING STAND



• **27645 LIFTING STAND**
Tubular painted steel frame with adjustable chromed steel joint. Can be fully disassembled to reduce size. Three main height adjustments. Triangle hangs from belt with adjustable length.

SHOWER MATTRESS

• 27836 SHOWER MATTRESS

It allows bed-ridden, elderly or disabled patients to be washed and cared for in their personal hygiene with running water directly on their bed, without any need for transfer/lift. Inside the "Shower Mattress", the patient can be showered with water coming from the tap via an extension hose or using the special pressurized water tank provided with flexible hose and shower head.

Once finished, the water is drained into a suitable container. Complete with plug and flexible hose for quick water drain.

• 27837 WATER TANK - 10 l

Pressurized water tank complete with flexible hose 4 m and shower head operated by button.

• 27838 SHOWER EXTENSION HOSE

Flexible, 6 m hose complete with button-operated shower head and tap adapter.



SHOWER TROLLEY - HYDRAULIC OR ELECTRIC HEIGHT ADJUSTMENT

• 44770 SHOWER TROLLEY - hydraulic

Shower stretcher can be used for both transport and showering, and is the ideal solution for treatment of patients in assisted baths of hospitalization or retirement home.

Easy to move thanks to rubber castors with individual brake and one with directional lock to facilitate transport in long linear path.

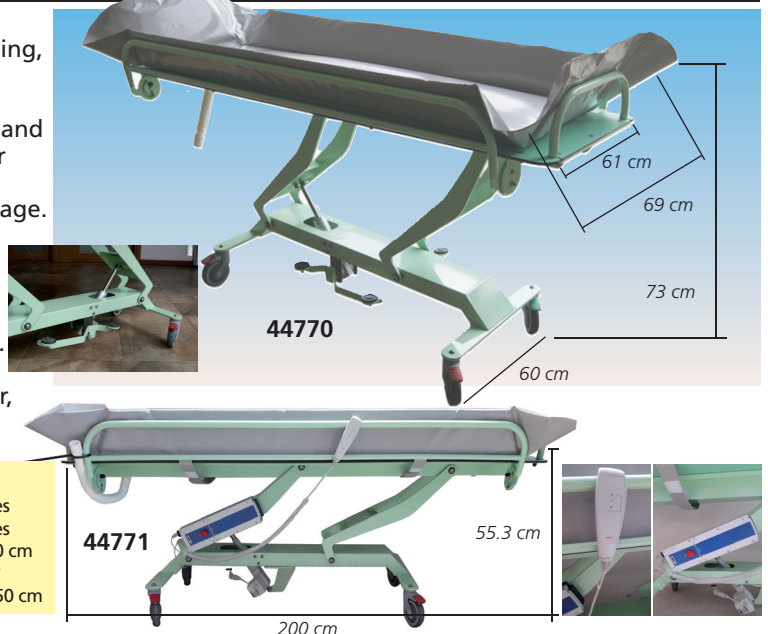
Automatic progressive tilting to allow a gradual water drainage. Safety side rails with one-hand folding/locking system.

Supplied with PCM foam padded waterproof mattress made with fire-resistant auto-extinguishing Class 2 PVC, trapezoidal pillow, same specifications as mattress, and extendable and flexible drain hose (Ø 40 mm - length 1.5 m).

• 44771 SHOWER TROLLEY - electric

Same as 44770 but with electric lifting system (Linak actuator, 6,000N, DC 24 V, 4.5 A).

IP x 5 control box with emergency stop.



TECHNICAL SPECIFICATIONS

Max working load:	190 kg	Directional system:	yes
Weight:	93 kg	Collapsible head end rail:	yes
Size:	2,000 x 746 x h 753/1,108 mm	Mattress height:	20 cm
Castor diameter:	12.5 cm	Tilt for water discharge:	7°
Castor braking system:	Individual on each castor	Discharge hose length:	150 cm